

# Automatically Configuring Multi-objective Local Search using Multi-objective Optimisation

Aymeric BLOT<sup>1</sup> Alexis PERNET<sup>1</sup> Laetitia JOURDAN<sup>1</sup>  
Marie-Éléonore KESSACI-MARMION<sup>1</sup> Holger H. HOOS<sup>2</sup>

<sup>1</sup>Université de Lille, Inria, CNRS, UMR 9189 CRIStAL, France

<sup>2</sup>University of British Columbia, Canada & Universiteit Leiden, The Netherlands

EMO 2017 – Münster



# Context

## Choosing and using the best algorithm

### Algorithm Selection

- ▶ Multiple different algorithms
- ▶ Associate algorithm performance with instance features

### Algorithm Configuration

- ▶ Single algorithm, various parameters
- ▶ Learn the best configuration for a given instance class

# Context

## Automatic Algorithm Configuration (AAC)

### (Single-objective) AAC Configurators

- ▶ irace [López-Ibáñez *et al.*, 2016]
- ▶ SMAC [Hutter *et al.*, 2010]
- ▶ ParamILS [Hutter *et al.*, 2009]
- ▶ GGA++ [Ansótegui *et al.*, 2015]

### Multi-objective AAC Configurators

- ▶ SPRINT-Race [Zhang *et al.*, 2015]
- ▶ MO-ParamILS [Blot *et al.*, 2016]

# Motivation: Multi-objective Algorithms

## Problematic

- ▶ How to define the best configuration?
  - ▶ Multiple performance indicators
- ▶ How to automatically configure multi-objective algorithms?

## Possible Answers

- ▶ AAC using a single indicator
- ▶ AAC using aggregation of multiple indicators
- ▶ Multi-objective AAC

# Automatically Configuring Multi-objective Local Search using Multi-objective Optimisation

- ▶ Question
  - ▶ Which AAC approach should we use for multi-objective algorithms?
- ▶ Target Algorithm
  - ▶ Multi-objective local search (MOLS)

# Multi-objective Local Search

Why?

## MOLS Algorithms

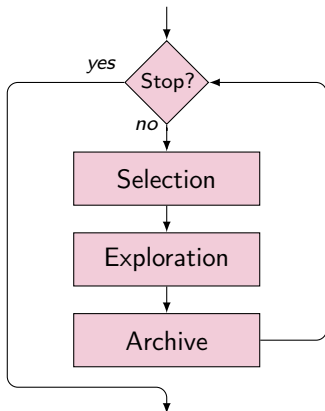
- ▶ Efficient metaheuristics
- ▶ Used on many problems (e.g., scheduling, routing, assignment)
- ▶ Many combinations of parameters/strategies

## MOLS Principles

- ▶ Iteratively improve a set of solutions
- ▶ Using a neighbouring relation

# Multi-objective Local Search

## Core MOLS

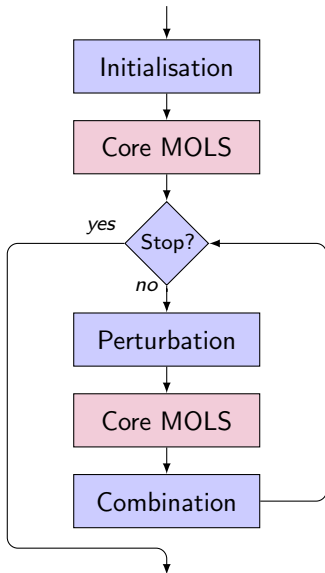


## Core MOLS

- ▶ Termination
- ▶ Selection
- ▶ Exploration
- ▶ Archive

# Multi-objective Local Search

## Iterated MOLS



### Iterated MOLS

- ▶ Initialisation
- ▶ Perturbation
- ▶ Combination



# Multi-objective Local Search

## Considered parameters

Phase	Parameter	Parameter values
Initialisation	<code>initStrat</code>	<code>rand</code>
	<code>initSize</code>	<code>10</code>
Selection	<code>selectStrat</code>	<code>{all, rand, newest, oldest}</code>
	<code>selectSize</code>	<code>{1,2,3}</code>
Exploration	<code>explorStrat</code>	<code>{all, all_imp, imp, imp_ndom, ndom}</code>
	<code>explorRef</code>	<code>{sol, select, arch}</code>
	<code>explorSize</code>	<code>{1,2,3}</code>
Perturbation	<code>perturbStrat</code>	<code>{restart, kick, kick_all}</code>
	<code>perturbSize</code>	<code>{1,2,3}</code>
	<code>perturbStrength</code>	<code>{3,5}</code>

Total: 2790 configurations

# Multi-objective Local Search

## Considered parameters

Phase	Parameter	Parameter values
Initialisation	<code>initStrat</code>	<code>rand</code>
	<code>initSize</code>	<code>10</code>
Selection	<code>selectStrat</code>	<code>{all, rand, newest, oldest}</code>
	<code>selectSize</code>	<code>{1, 2, 3}</code>
Exploration	<code>explorStrat</code>	<code>{all, all_imp, imp, imp_ndom, ndom}</code>
	<code>explorRef</code>	<code>{sol, select, arch}</code>
	<code>explorSize</code>	<code>{1, 2, 3}</code>
Perturbation	<code>perturbStrat</code>	<code>{restart, kick, kick_all}</code>
	<code>perturbSize</code>	<code>{1, 2, 3}</code>
	<code>perturbStrength</code>	<code>{3, 5}</code>

Total: 2790 configurations

# Multi-objective Local Search

## Considered parameters

Phase	Parameter	Parameter values
Initialisation	initStrat	rand
	initSize	10
Selection	selectStrat	{all, rand, newest, oldest}
	selectSize	{1, 2, 3}
Exploration	explorStrat	{all, all_imp, imp, imp_ndom, ndom}
	explorRef	{sol, select, arch}
	explorSize	{1, 2, 3}
Perturbation	perturbStrat	{restart, kick, kick_all}
	perturbSize	{1, 2, 3}
	perturbStrength	{3, 5}

Total: 2790 configurations

# AAC Configurators

## ParamILS [Hutter *et al.*, 2009]

- ▶ Prominent, state-of-the-art configurator
- ▶ Many successful applications
- ▶ ILS on the configuration space

## MO-ParamILS [Blot *et al.*, 2016]

- ▶ Extension of ParamILS for multiple performance indicators
- ▶ Iterated MOLS on the configuration space

# AAC Scenario

## Application

- ▶ MOLS Algorithms
- ▶ Bi-objective Permutation Flowshop Scheduling Problem (PFSP)
  - ▶ Makespan & flowtime
  - ▶ Classical Taillard instances (20 and 50 jobs, 5 to 20 machines)

## Performance Indicators

- ▶ Hypervolume (as convergence indicator)
- ▶  $\Delta$  spread (as diversity indicator)

# AAC Approaches

## HV: AAC with a single indicator

- ▶ Configure using only the hypervolume
- ▶ ParamLLS

## HV+ $\Delta$ : AAC with an aggregation

- ▶ Configure using an aggregation ( $0.75HV + 0.25\Delta$ )
- ▶ ParamLLS

## HV|| $\Delta$ : Multi-objective AAC

- ▶ Configure using Pareto dominance
- ▶ MO-ParamLLS

# Experimental Protocol

## Training (30 times)

- ▶ 80 randomly generated Taillard-like PFSP instances
- ▶ Scenario 1 (20-jobs instances): 12 hours
- ▶ Scenario 2 (50-jobs instances): 24 hours

## Validation

- ▶ Only non-dominated training configurations
- ▶ 30 original Taillard PFSP instances
- ▶ 5 runs / instance

# Results

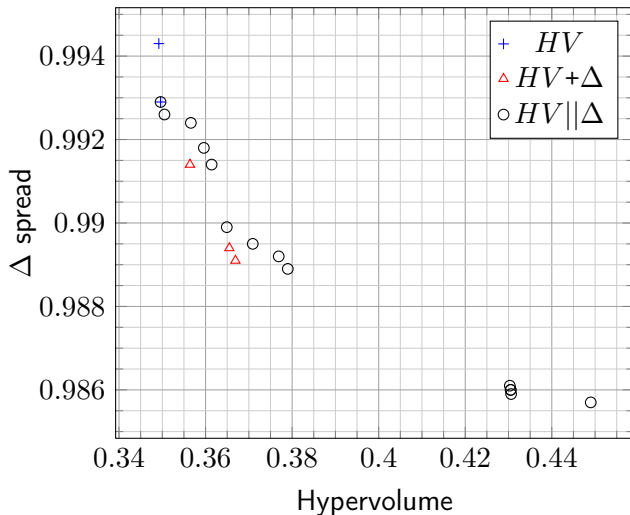
## Final configurations (50-jobs instances)

Approach	Selection		Exploration			Perturbation			HV	$\Delta$
<i>HV</i>	newest	1	ndom	sol	2	kick	2	3	+ 0.3492	0.9943
<i>HV</i>	newest	1	ndom	sol	1	kick_all	.	3	+ 0.3496	0.9929
<i>HV</i> + $\Delta$	all	.	ndom	arch	1	kick_all	.	3	$\Delta$ 0.3564	0.9914
<i>HV</i> + $\Delta$	newest	1	ndom	arch	3	kick	2	3	$\Delta$ 0.3655	0.9894
<i>HV</i> + $\Delta$	newest	1	ndom	arch	2	kick_all	.	3	$\Delta$ 0.3669	0.9891
<i>HV</i>    $\Delta$	newest	1	ndom	sol	2	kick_all	.	3	o 0.3496	0.9929
<i>HV</i>    $\Delta$	newest	1	ndom	sol	1	kick	1	5	o 0.3505	0.9926
<i>HV</i>    $\Delta$	newest	3	ndom	arch	2	kick_all	.	3	o 0.3566	0.9924
<i>HV</i>    $\Delta$	newest	2	ndom	arch	2	kick_all	.	3	o 0.3596	0.9918
<i>HV</i>    $\Delta$	newest	3	ndom	arch	1	kick_all	.	3	o 0.3614	0.9914
<i>HV</i>    $\Delta$	newest	1	ndom	arch	3	kick	3	3	o 0.3649	0.9899
<i>HV</i>    $\Delta$	newest	1	ndom	arch	2	kick_all	.	3	o 0.3669	0.9891
<i>HV</i>    $\Delta$	newest	1	ndom	arch	1	kick	1	3	o 0.379	0.9889
<i>HV</i>    $\Delta$	all	.	all	.	.	kick	3	3	o 0.4303	0.9861
<i>HV</i>    $\Delta$	all	.	all	.	.	kick	1	5	o 0.4305	0.986
<i>HV</i>    $\Delta$	all	.	all	.	.	kick	3	5	o 0.4305	0.986
<i>HV</i>    $\Delta$	all	.	all	.	.	kick	1	3	o 0.4306	0.9859
<i>HV</i>    $\Delta$	all	.	imp_ndom	arch	2	restart	.	.	o 0.449	0.9857



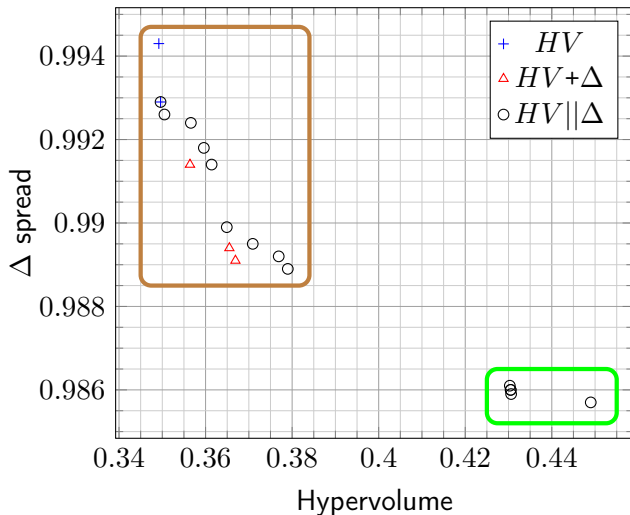
# Results

Test performance (50-jobs instances)



# Results

Test performance (50-jobs instances)



# Results

## Final configurations (50-jobs instances)

Approach	Selection		Exploration			Perturbation			HV	$\Delta$
<i>HV</i>	newest	1	ndom	sol	2	kick	2	3	+ 0.3492	0.9943
<i>HV</i>	newest	1	ndom	sol	1	kick_all	.	3	+ 0.3496	0.9929
<i>HV</i> + $\Delta$	all	.	ndom	arch	1	kick_all	.	3	$\Delta$ 0.3564	0.9914
<i>HV</i> + $\Delta$	newest	1	ndom	arch	3	kick	2	3	$\Delta$ 0.3655	0.9894
<i>HV</i> + $\Delta$	newest	1	ndom	arch	2	kick_all	.	3	$\Delta$ 0.3669	0.9891
<i>HV</i>    $\Delta$	newest	1	ndom	sol	2	kick_all	.	3	o 0.3496	0.9929
<i>HV</i>    $\Delta$	newest	1	ndom	sol	1	kick	1	5	o 0.3505	0.9926
<i>HV</i>    $\Delta$	newest	3	ndom	arch	2	kick_all	.	3	o 0.3566	0.9924
<i>HV</i>    $\Delta$	newest	2	ndom	arch	2	kick_all	.	3	o 0.3596	0.9918
<i>HV</i>    $\Delta$	newest	3	ndom	arch	1	kick_all	.	3	o 0.3614	0.9914
<i>HV</i>    $\Delta$	newest	1	ndom	arch	3	kick	3	3	o 0.3649	0.9899
<i>HV</i>    $\Delta$	newest	1	ndom	arch	2	kick_all	.	3	o 0.3669	0.9891
<i>HV</i>    $\Delta$	newest	1	ndom	arch	1	kick	1	3	o 0.379	0.9889
<i>HV</i>    $\Delta$	all	.	all	.	.	kick	3	3	o 0.4303	0.9861
<i>HV</i>    $\Delta$	all	.	all	.	.	kick	1	5	o 0.4305	0.986
<i>HV</i>    $\Delta$	all	.	all	.	.	kick	3	5	o 0.4305	0.986
<i>HV</i>    $\Delta$	all	.	all	.	.	kick	1	3	o 0.4306	0.9859
<i>HV</i>    $\Delta$	all	.	imp_ndom	arch	2	restart	.	.	o 0.449	0.9857

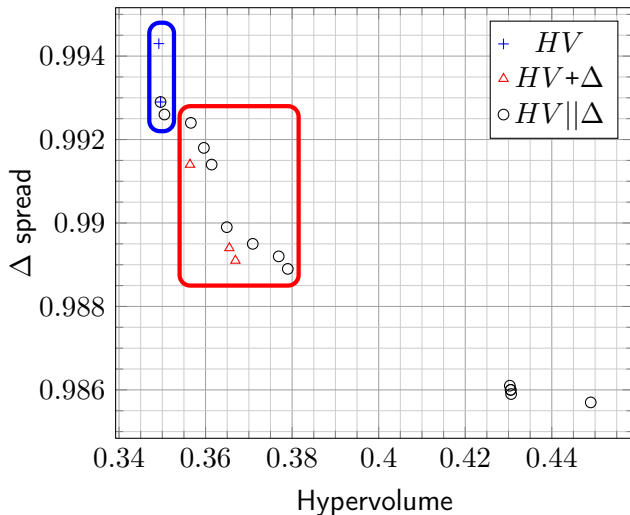
# Results

## Final configurations (50-jobs instances)

Approach	Selection		Exploration			Perturbation			HV	$\Delta$
<i>HV</i>	newest	1	ndom	sol	2	kick	2	3	+ 0.3492	0.9943
<i>HV</i>	newest	1	ndom	sol	1	kick_all	.	3	+ 0.3496	0.9929
<i>HV</i> + $\Delta$	all	.	ndom	arch	1	kick_all	.	3	$\Delta$ 0.3564	0.9914
<i>HV</i> + $\Delta$	newest	1	ndom	arch	3	kick	2	3	$\Delta$ 0.3655	0.9894
<i>HV</i> + $\Delta$	newest	1	ndom	arch	2	kick_all	.	3	$\Delta$ 0.3669	0.9891
<i>HV</i>    $\Delta$	newest	1	ndom	sol	2	kick_all	.	3	o 0.3496	0.9929
<i>HV</i>    $\Delta$	newest	1	ndom	sol	1	kick	1	5	o 0.3505	0.9926
<i>HV</i>    $\Delta$	newest	3	ndom	arch	2	kick_all	.	3	o 0.3566	0.9924
<i>HV</i>    $\Delta$	newest	2	ndom	arch	2	kick_all	.	3	o 0.3596	0.9918
<i>HV</i>    $\Delta$	newest	3	ndom	arch	1	kick_all	.	3	o 0.3614	0.9914
<i>HV</i>    $\Delta$	newest	1	ndom	arch	3	kick	3	3	o 0.3649	0.9899
<i>HV</i>    $\Delta$	newest	1	ndom	arch	2	kick_all	.	3	o 0.3669	0.9891
<i>HV</i>    $\Delta$	newest	1	ndom	arch	1	kick	1	3	o 0.379	0.9889
<i>HV</i>    $\Delta$	all	.	all	.	.	kick	3	3	o 0.4303	0.9861
<i>HV</i>    $\Delta$	all	.	all	.	.	kick	1	5	o 0.4305	0.986
<i>HV</i>    $\Delta$	all	.	all	.	.	kick	3	5	o 0.4305	0.986
<i>HV</i>    $\Delta$	all	.	all	.	.	kick	1	3	o 0.4306	0.9859
<i>HV</i>    $\Delta$	all	.	imp_ndom	arch	2	restart	.	.	o 0.449	0.9857

# Results

Test performance (50-jobs instances)





# Results

## Final configurations (50-jobs instances)

Approach	Selection		Exploration			Perturbation			HV	$\Delta$
<i>HV</i>	newest	1	ndom	sol	2	kick	2	3	+ 0.3492	0.9943
<i>HV</i>	newest	1	ndom	sol	1	kick_all	.	3	+ 0.3496	0.9929
<i>HV</i> + $\Delta$	all	.	ndom	arch	1	kick_all	.	3	$\Delta$ 0.3564	0.9914
<i>HV</i> + $\Delta$	newest	1	ndom	arch	3	kick	2	3	$\Delta$ 0.3655	0.9894
<i>HV</i> + $\Delta$	newest	1	ndom	arch	2	kick_all	.	3	$\Delta$ 0.3669	0.9891
<i>HV</i>    $\Delta$	newest	1	ndom	sol	2	kick_all	.	3	o 0.3496	0.9929
<i>HV</i>    $\Delta$	newest	1	ndom	sol	1	kick	1	5	o 0.3505	0.9926
<i>HV</i>    $\Delta$	newest	3	ndom	arch	2	kick_all	.	3	o 0.3566	0.9924
<i>HV</i>    $\Delta$	newest	2	ndom	arch	2	kick_all	.	3	o 0.3596	0.9918
<i>HV</i>    $\Delta$	newest	3	ndom	arch	1	kick_all	.	3	o 0.3614	0.9914
<i>HV</i>    $\Delta$	newest	1	ndom	arch	3	kick	3	3	o 0.3649	0.9899
<i>HV</i>    $\Delta$	newest	1	ndom	arch	2	kick_all	.	3	o 0.3669	0.9891
<i>HV</i>    $\Delta$	newest	1	ndom	arch	1	kick	1	3	o 0.379	0.9889
<i>HV</i>    $\Delta$	all	.	all	.	.	kick	3	3	o 0.4303	0.9861
<i>HV</i>    $\Delta$	all	.	all	.	.	kick	1	5	o 0.4305	0.986
<i>HV</i>    $\Delta$	all	.	all	.	.	kick	3	5	o 0.4305	0.986
<i>HV</i>    $\Delta$	all	.	all	.	.	kick	1	3	o 0.4306	0.9859
<i>HV</i>    $\Delta$	all	.	imp_ndom	arch	2	restart	.	.	o 0.449	0.9857

# Results

## Interpretation

### HV

- ▶ Disregards diversity entirely

### HV+ $\Delta$

- ▶ Only in the aggregation direction
- ▶ Requires costly indicator normalisation

### HV|| $\Delta$

- ▶ Wide, diverse covering



# Conclusion

## Take-home Message

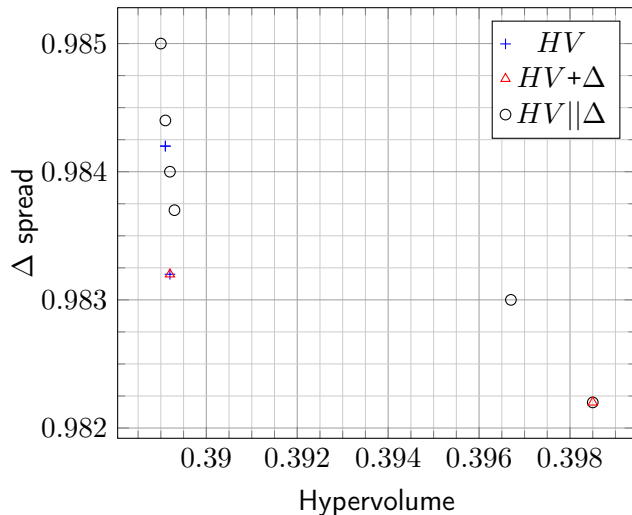
- ▶ Comparing the performance of MO algorithms is a MO problem
- ▶ Use multi-objective AAC!
  - ▶ No loss of performance
  - ▶ Way better diversity

## Perspectives

- ▶ Extend to different problems
- ▶ Extend to different algorithms
- ▶ Fine-tune MO-ParamILS?

# Results

Test performance (20-jobs instances)



# Results

## Final configurations (20-jobs instances)

Approach	Selection		Exploration			Perturbation		
<i>HV</i>	rand	2	imp_ndom	select	1	kick	1	5
<i>HV</i>	oldest	2	imp_ndom	sol	1	restart	.	.
<i>HV</i>	all	.	imp_ndom	select	1	kick_all	.	5
<i>HV</i> + $\Delta$	all	.	imp_ndom	select	1	kick_all	.	5
<i>HV</i> + $\Delta$	all	.	ndom	arch	1	restart	.	.
<i>HV</i>    $\Delta$	oldest	1	imp_ndom	sol	1	kick	1	5
<i>HV</i>    $\Delta$	all	.	imp_ndom	select	1	kick	1	5
<i>HV</i>    $\Delta$	oldest	1	imp_ndom	sol	1	kick	3	3
<i>HV</i>    $\Delta$	oldest	1	imp_ndom	sol	1	restart	.	.
<i>HV</i>    $\Delta$	all	.	ndom	arch	1	kick	1	3
<i>HV</i>    $\Delta$	all	.	ndom	arch	1	restart	.	.